

TEL. 9554725, 55110031

PABX-575,

Mail: fxdeal@janatabank-bd.com

Exchange Rate Circular - 133

EFFECTIVE DATE: 27 Jul 2021

JANATA BANK LIMITED

TREASURY DEPT.(FRONT OFFICE)

HEAD OFFICE, DHAKA

INDICATIVE ONLY: Rates may vary in the

same day

For Previous Rate Sheet Click

<https://goo.gl/URA0t4>

DATE : 27 Jul 2021

Tuesday

A) CROSS RATE OF SYD, TOK, HKG & S.E ASIAN MARKETS AS ON 27/07/2021

	GBP/USD	EUR/USD	USD/JPY	USD/C.DLR	USD/S.FRA	AUD/USD
SELLING	1.3827	1.1805	110.1900	1.2456	0.9158	0.7430
BUYING	1.3825	1.1804	110.2000	1.2456	0.9159	0.7430

B) JANATA BANK LTD'S CASH

CURRENCY & T.C TO PUBLIC TK PER UNIT OF FOREIGN CURRENCY

SELLING	CURRENCY	BUYING	SELLING	CURRENCY	BUYING
86.9000	US Dollar	84.5000	23.5000	Saudi Riyal	20.7000
116.9000	G. B. Pound	110.9000	24.0000	UAE. Dirham	21.5000
103.5000	Euro	99.0000	20.8000	MAL.Ringit	18.0000
63.6179	Aus. Dollar	54.1679	1.2400	Indian Rupee	1.1500

BE SAME AS SELLING T.T.& O.D AND BUYING O.D. TRANSFER

SELLING		NAME OF CURRENCY	BUYING			
T.T.& O.D.	B.C.		T.T.CLEAN	T.T.DOC	O.D.SIGHT EXP.BILLS	O.D. TRANSFER
84.9500	84.9500	US Dollar	84.2000	84.1500	84.1000	83.9000
119.5379	119.6794	G. B. POUND	115.9307	115.7563	115.5145	115.0528
102.3272	102.5626	EURO	98.4507	97.7945	97.6527	97.4609
0.7942	0.8004	JP.YEN	0.7671	0.7603	0.7591	0.7087
70.2020	70.3801	CAN.DLR	68.7830	68.7053	68.4968	67.8428
94.1989	94.3611	SWISS.FRANC	92.7429	92.5446	92.4447	91.9070
222.9943	222.7752	OMANIAN RIYAL	219.1330	211.8992	211.2572	203.0284
11.2500	11.4088	H.K.DLR	10.8991	10.8875	10.8557	10.8239
63.4334	66.1459	SING.DLR	62.3969		61.1487	57.4250
2.6109	2.6153	THI.BAHT	2.5771		2.5668	2.5593
20.2837	20.3031	MAL.RINGIT	20.0331		19.9534	19.8950
23.3023	23.3105	UAE.DIRHAM			22.9803	22.9962
22.8152	22.8732	SAUDI RIYAL			22.5055	22.4400
20.5000	21.8563	QATAR RIYAL				19.0000
280.1420	287.4971	KUWAIT DINAR				251.0000
224.7648	224.1063	BAHRAIN DINAR				216.0177
13.5746	14.1749	CHINESE YUAN				12.5000

D) USANCE RATE:	30 DAYS	60 DAYS	90 DAYS	120 DAYS	150 DAYS	180 DAYS
US Dollar	83.5988	83.1077	82.6165	82.1253	81.6342	81.1430
G. B. POUND	114.8382	114.1620	113.1959	112.8095	112.1332	111.4569
EURO	97.0784	96.5041	95.6837	95.3555	94.7812	94.2069

E) FORWARD RATE:		1 MONTH	2 MONTHS	3 MONTHS	6 MONTHS	1 YEAR
SELLING	US Dollar	85.5270	85.8040	86.1309	87.3119	0.0000
BUYING	US Dollar	84.6053	85.0604	85.3158	86.5315	0.0000


F) NFCD INTT RATE, EFFECT ON: 16.07.2021 To 31.07.2021	1 MONTH	3 MONTHS	6 MONTHS	12 MONTHS
US Dollar	0.08342	0.13391	0.15175	0.24152
G. B. POUND	0.05275	0.07656	0.09888	0.19564
EURO	0.00000	0.00000	0.00000	0.00000


G) LIBOR AS ON 26/07/2021 , 60 DAYS 0.11025 90 DAYS 0.13163 180 DAYS 0.15725


H) INDICATIVE RATE OF 01 SDR ,USD WITH NTL, CUR OF ACU MEMBERS AS IMF RATE 16/07/2021	IN.RS	N.RS	SL.RS	PK.RS	BD TK	USD
USD 1	74.6232	111.3247	177.1034	136.1198	84.5800	
SDR 1	106.1644	158.3787	251.9603	193.6540	120.3297	1.4227


IN CASE OF AUS. DOLLAR CASH RATE WILL BE USED FOR T.T ALSO

Rates mentioned in row C, D, E and F are applicable only for bank's own customers.


Md. Nur Islam
PO
Prepared By


Syeda Hasinatul Jannat
SPO
Checked By


Shipra Biswas
AGM
Authorized Signature


Md. Yakut Mia
DGM
Authorized Signature